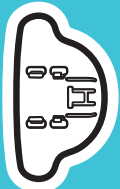


# ZhuZhu AQUARIUM

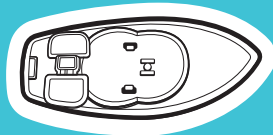
## AGE GRADE 4+

This package includes:

### 1 BUBBLE BALL WITH CAP



### 1 STABILIZER



### 1 SURFBOARD

## Unpacking your Zhu Zhu Aquarium™ Bubble Ball & Surfboard

Remove all contents from package and discard any rubber bands, wire ties or other packaging materials that are not part of the product.

### Please Note

- Retain these instructions as they contain important information.
- Read all of the instructions before assembling your Bubble Ball & Surfboard.
- Some adult assembly is required.
- The Zhu Zhu Aquarium™ Bubble Ball & Surfboard is a toy. It is not intended for use with live animals or in water.

The Bubble Ball & Surfboard is made to be used with Zhu Zhu Aquarium™ Fish which are sold separately. The Bubble Ball & Surfboard works best on an open floor.

For more information on the Zhu Zhu Aquarium™ and other aquarium add-on sets and accessories please go to:

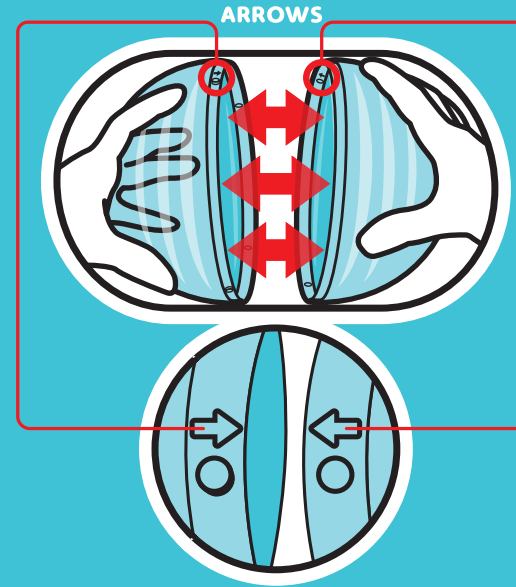
[www.zhuzhuaquarium.com](http://www.zhuzhuaquarium.com)

1

2

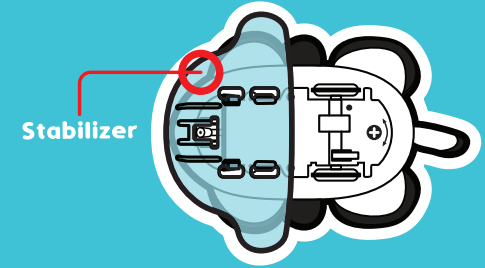
## Assembling the Bubble Ball

1. Snap the two halves of the ball together by aligning the arrows on the rim. The bumps will match up with holes on the opposite side.

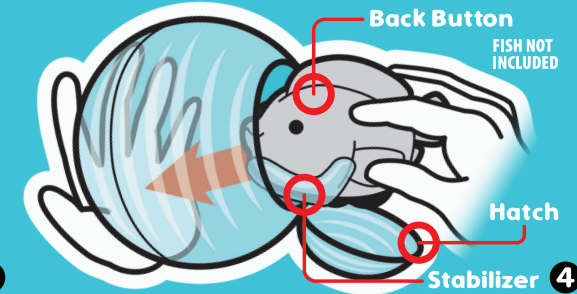


3

2. Press the Stabilizer over the lead post on the bottom of the pet. Be sure the plate fits snugly with the tabs pressed in the slots.

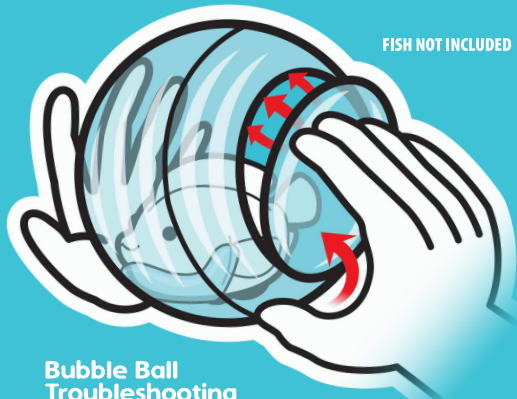


3. Open Hatch and place your Fish with the Stabilizer inside the ball, pressing the Back Button once the Fish is inside.



4

4. Close the Hatch and set the ball on the floor and watch your Zhu Zhu Aquarium™ Fish go.




1

- Your Fish works best on smooth surfaces.
- If the Fish falls asleep inside the ball open the cap and press its back button.

### Using the Surfboard

The Surfboard is designed to work with your Zhu Zhu Aquarium™ Fish (sold separately). The Surfboard is not designed to work inside the play sets and environments. It works best on a smooth floor.

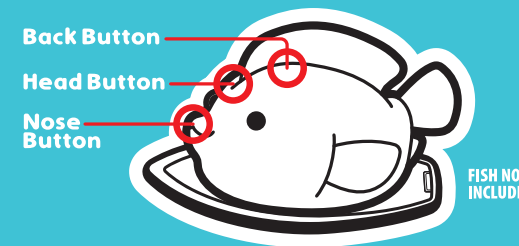
5. To put the Fish on the board, line up the guide post on the bottom of the Fish with the round hole in the middle of the Surfboard.



5

6

6. Place it on the ground and press the button on the Fish's back.



3

### Surfboard Troubleshooting

- Zhu Zhu Aquarium™ Fish are designed to act randomly and unpredictably. Yours may not act the same each time.
- Your Fish works best on smooth surfaces.
- The Fish cannot read tunnel codes while riding on the Surfboard.
- The Surfboard works best outside tracks and on a open surface.
- If the Fish does not move on the Surfboard, make sure the wheels are still lined up with the openings near the back of the Surfboard.

7

- FISH SOLD SEPARATELY!
- DO NOT PUT FISH IN WATER!
- KEEP HAIR AWAY FROM WHEELS!

For Questions and Comments please call: 1-800-225-9319

©2023 Cepia LLC.  
St. Louis, Missouri 63124  
Made in China

**WARNING:**  
CHOKING HAZARD - Small parts  
Not for Children Under 3 Years



### WARNING:

All rubber bands and wire ties, as well as tags, are not parts of this toy and should be discarded for your child's safety. Colors and contents may vary from those shown on the package.

Printed in China  
REV T12102009 86650

8